



Co-funded by the
Erasmus+ Programme
of the European Union



Project Learning Management System

KA2 – Cooperation for Innovation and the Exchange of Good Practice
KA220-VET Cooperation partnerships in vocational education and training
Project Nr. 000029591

Improving the Efficiency and Attractiveness of Vocational

Education/Training of Electricians

Tutorial: how to start using Moodle Mobile App

<https://ee-vet.rta.lv>

<https://ee-vet.itstudy.hu/en/project>


2024

Preface about Moodle app

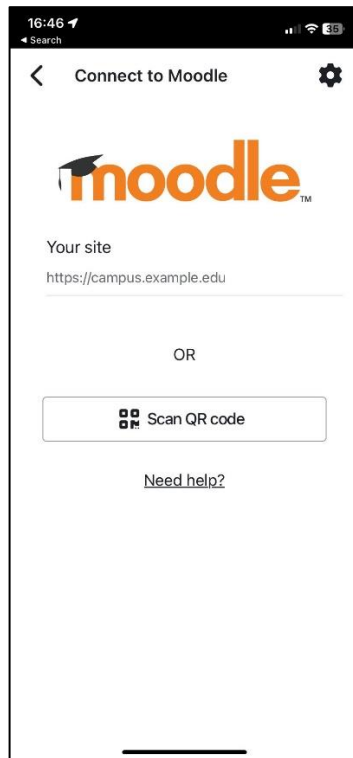
With the Moodle app, you can learn wherever you are, whenever you want, with these app features:

- Easily access course content - browse the content of your courses, even when offline
- Connect with course participants - quickly find and contact other people in your courses
- Keep up to date - receive instant notifications of messages and other events, such as assignment submissions
- Submit assignments - Upload images, audio, videos and other files from your mobile device
- Track your progress - View your grades, check completion progress in courses and browse your learning plans
- Complete activities anywhere, anytime - attempt quizzes, post in forums, play SCORM packages, edit wiki pages and more - both on and off-line

See the [Moodle app documentation](#) and [Moodle app release notes](#) for all the latest information.

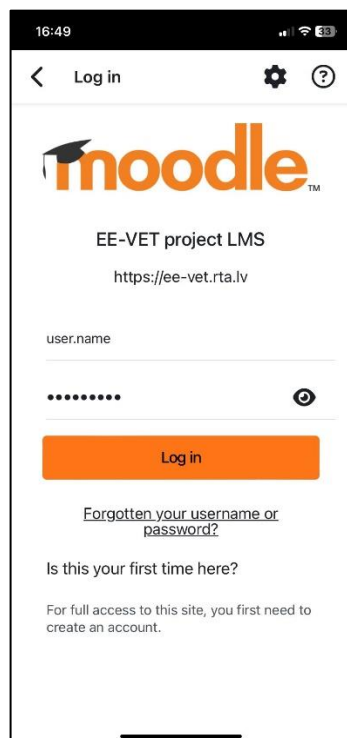


1.



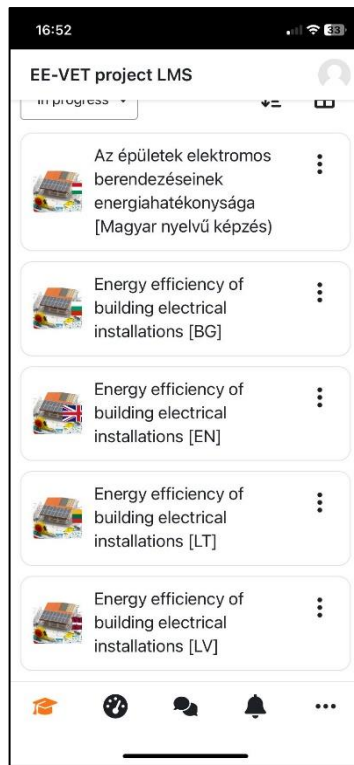
Enter:
ee-vet.rta.lv

2.



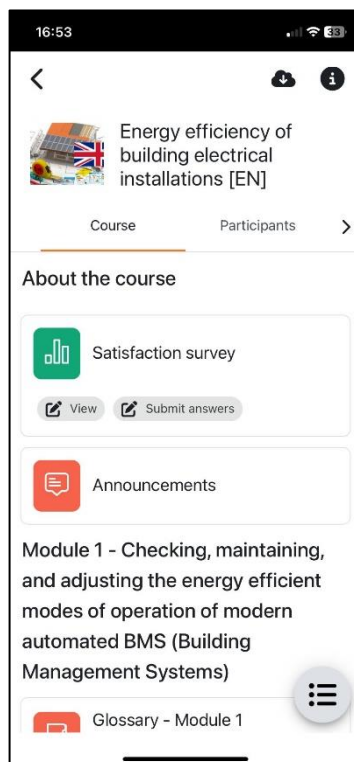
Enter username
and password

3.



Choose the language

4.



Start to explore!

Good luck!